

# Victron GX product range

## Introduction

GX products are Victron's state-of-the-art monitoring solution. The family consists of the different GX products, and their accessories.

The GX-device lies at the heart of the system - providing monitoring, and operating as the communication-centre of your installation. All the other system-components - such as inverter/chargers, solar chargers, and batteries - are connected to it. Monitoring can be carried out locally and remotely - via our free-to-use Victron Remote Management portal ([VRM](#)). The GX-device also provides [Remote firmware updates](#) and allows inverter/charger settings to be [changed remotely](#).

The GX Family consists of these models:

- [Color Control GX](#) - Our first released GX product, the CCGX has a display and buttons.
- [Venus GX](#) - The Venus GX has more analog and digital IO, no LCD and is more cost effective than the CCGX.
- [CANvu GX](#) - The CANvu GX is best for harsh environments - when its IP67 rating and touch LCD is a must.
- [Octo GX](#) - The Octo GX is particularly suited to medium size installations which have many MPPT Solar Chargers, as it has 10 VE.Direct ports.
- [Maxi GX](#) - Compared to the other GX devices, the Maxi GX has most CPU power and most VE.Direct ports: 25. This is the GX device to use for large systems with many VE.Direct MPPT Solar Chargers.







Lastly, there is a GX device built into our MultiPlus-II GX and EasySolar-II GX Inverter/chargers.

## Available accessories

- [GX GSM](#) - A cellular modem. It connects to Venus-device via USB, and takes a simcard
- [WiFi USB sticks](#)
- [Energy Meters](#) - Measures PV Inverter Output where PV Inverters cannot be read-out directly. Also used as a grid meter in an [Energy Storage System \(ESS\)](#).
- [VE.Can resistive tank sender adapter](#) Allows a standard resistive tank-level sender to be connected to the Venus-device.

## Comparison table

<u>User interface</u>	CCGX	Venus GX	Octo GX	CANvu GX	Maxi GX	MultiPlus-II GX and EasySolar-II GX

User interface	CCGX	Venus GX	Octo GX	CANvu GX	Maxi GX	MultiPlus-II GX and EasySolar-II GX
Appearance						
Display	LCD Display & 7 buttons	no display	no display	4.3" touch-screen	2x16 character display	
Remote Console	yes					
Buzzer	yes	yes	no	yes	no	
Documentation	CCGX	Venus GX	Octo GX	CANvu GX	Maxi GX	MultiPlus-II GX and EasySolar-II GX
Manual	<a href="#">CCGX manual</a>	<a href="#">VGX manual</a>	<a href="#">OGX manual</a>	<a href="#">CANvu manual</a>	<a href="#">Maxi GX manual</a>	<a href="#">MultiPlus-II GX manual</a>
Product detail page	<a href="#">CCGX product</a>	<a href="#">VGX product</a>	<a href="#">OGX product</a>	<a href="#">CANvu product</a>	<a href="#">Maxi GX product</a>	<a href="#">MultiPlus-II GX product</a>
<u>Victron comm. ports</u>	CCGX	Venus GX	Octo GX	CANvu GX <sup>(12)</sup>	Maxi GX	MultiPlus-II GX and EasySolar-II GX
VE.Direct ports (always isolated)	2 <sup>(1)</sup>		10 <sup>(1)</sup>	3 <sup>(1)</sup>	25	1
VE.Can	2 paralleled RJ45 sockets - isolated					
VE.Bus	2 paralleled RJ45 sockets - isolated				1 isolated RJ45 socket	2 paralleled RJ45 sockets - isolated
<u>Non Victron-products</u>	CCGX	Venus GX	Octo GX	CANvu GX	Maxi GX	MultiPlus-II GX and EasySolar-II GX
Canbus-BMS batteries	Many battery brands. See <a href="#">here</a> for details					
Fronius PV Inverters	See <a href="#">here</a> for details					
SMA PV Inverters	See <a href="#">here</a> for details					
ABB PV Inverters	See <a href="#">here</a> for details					
SolarEdge PV Inverters	See <a href="#">here</a> for details					
<u>Communication</u>	CCGX	Venus GX	Octo GX	CANvu GX	Maxi GX	MultiPlus-II GX and EasySolar-II GX
USB	2 USB Host ports - not isolated			1 USB Host port - not isolated		
Ethernet	10/100 RJ45 socket - isolated except shield			1 port. isolation? <sup>(12)</sup>	10/100 RJ45 socket	
WiFi	optional <sup>(2)</sup>	built-in, but see <sup>(3)</sup>	built-in, external antenna <sup>(11)</sup>	optional <sup>(2)</sup>	no	built-in
Bluetooth Smart	no					
Micro SDcard slot	SDHC cards up to max. of 32GB. <sup>(5)</sup>			no	yes	no
Second CAN-bus port	no	yes - non-isolated	yes - non-isolated	yes - non-isolated	no	no

<b>User interface</b>	<b>CCGX</b>	<b>Venus GX</b>	<b>Octo GX</b>	<b>CANvu GX</b>	<b>Maxi GX</b>	<b>MultiPlus-II GX and EasySolar-II GX</b>
Built-in RS485	no	no	yes - non-isolated	no		no
<b>IO</b>	<b>CCGX</b>	<b>Venus GX</b>	<b>Octo GX</b>	<b>CANvu GX<sup>(12)</sup></b>	<b>Maxi GX</b>	<b>MultiPlus-II GX and EasySolar-II GX</b>
Programmable relay <sup>(7)</sup>	1x NO	1x NO / NC <sup>(8)</sup>	1x NO / NC		2x NO / NC <sup>(8)</sup>	n/a
Resistive tank level inputs	no	3 <sup>(9)</sup>	no			
Temperature sense inputs	no	2 <sup>(10)</sup>	no			
Digital Inputs	no	5	3	1	4	no
<b>Performance</b>	<b>CCGX</b>	<b>Venus GX</b>	<b>Octo GX</b>	<b>CANvu GX</b>	<b>Maxi GX</b>	<b>MultiPlus-II GX and EasySolar-II GX</b>
CPU	single core				quad core	
RAM	256MB	512MB	512MB	256MB	512MB	512MB
Max. VE.Direct devices <sup>(1)</sup>	5	6	10	4	25	25
<b>Other</b>	<b>CCGX</b>	<b>Venus GX</b>	<b>Octo GX</b>	<b>CANvu GX</b>	<b>Maxi GX</b>	<b>MultiPlus-II GX and EasySolar-II GX</b>
Supply voltage	8 - 70 VDC			8 - 32 VDC	32 - 70 VDC	powered internally, no external supply
Mounting	Panel Integration	Wall mounting	DIN Rail (35mm)	Panel	Wall mount IP65	Built-in
Outer dimensions ( h x w x d )	130 x 120 x 28 mm	45 x 143 x 96 mm	61 x 108 x 90 mm	?	600 x 380 x 210 mm	
Operating temperature	-20 to +50°C			-20 to +70°C	-20 to +50°C	
Battery backedup clock	yes			no	yes	yes
5V output	no	1 A <sup>(13)</sup>	no			
<b>Standards</b>	<b>CCGX</b>	<b>Venus GX</b>	<b>Octo GX</b>	<b>CANvu GX</b>	<b>Maxi GX</b>	<b>MultiPlus-II GX and EasySolar-II GX</b>
Safety	EN 60950		?	?	?	
EMC	EN 61000-6-3, EN 55014-1, EN 61000-6-2, EN 61000-6-1, EN 55014-2					
Automotive	E4-10R-053535	In progress	?	?	no	

## Notes

1. The listed maximum on the `Performance` section in above table is the total connected VE.Direct devices such as MPPT Solar Charge controllers. Total means all directly connected devices plus the devices connected over USB. The limit is mostly bound by CPU processing power. Note that there is also a limit to the other type of devices of which often multiple are connected: PV Inverters. Up to three or four three phase inverters can typically be monitored on

- a CCGX. Higher power CPU devices can monitor more.
2. Though the CCGX has no built-in WiFi that functionality can easily be added by attaching a USB-WiFi dongle. See [CCGX Manual, section 1.4.2](#) for details.
  3. The built-in WiFi in the Venus GX has a very low signal strength - unfortunately. It is strong enough to connect to a phone, tablet or laptop in order to access setup and monitoring. But to connect the Venus GX to the internet either use the built-in Ethernet port or add a USB-WiFi dongle. See [CCGX Manual, section 1.4.2](#) for details. Make sure the Venus GX is running v2.06 or later - early shipments of Venus GX units ran v2.05.
  4. The hardware of the Venus GX and Octo GX includes a built-in Bluetooth Smart chipset which hasn't proved satisfactory. Bluetooth Smart for Venus-devices is coming soon but will not use built-in chipsets.
  5. Larger SD memory cards (SDXC) are not supported. SD cards can be used for two purposes:
    1. Logging data, see [this section in the ccgx manual for details](#).
    2. Updating firmware, see [this section in the ccgx manual for details](#).
  6. The second CANbus port is accessible via the GND, CAN-H and CAN-L terminals. Note that the port is not Isolated. See Settings → Services for configuring that port.
  7. The programmable relay can be set to act as an alarm relay, [automatic genset start stop](#), or an on/off switch, and is controlled via the GUI and/or ModbusTCP.
  8. In the Venus GX hardware there are two relays - at present only one of them is available for use.
  9. The tank level inputs are resistive and should be connected to a resistive tank sender. Victron does not supply tank senders. The tank level ports can each be configured to work with either European (0 - 180 Ohm); or US tank senders (240 - 30 Ohm).
  10. The Venus GX has two temperature terminals which can be used to measure & monitor all kinds of temperature-inputs. Temperature senders are not included. The required sensor is ASS000001000 - Temperature Sensor QUA/PMP/Venus GX. (Note that this is not the same as the BMV temperature accessory.)
  11. Octo GX comes with a small Wifi antenna. You may remove and replace it with any other Wifi antenna having an RP-SMA connector.
  12. Requires the [CANvu GX IO Extender and wiring kit](#)
  13. The 5V output on the Venus GX can be used to power, for example, a USB hub. Note that its output is not current limited or otherwise protected, and it shares the internal power supply in the Venus GX: overdrawing from it will result in shutdown(s) of the Venus GX. It is recommended to install a fuse for prevention.

From:

<https://www.victronenergy.com/live/> - **Victron Energy**

Permanent link:

<https://www.victronenergy.com/live/venus-os:start?rev=1565171394>

Last update: **2019-08-07 11:49**

